

POE-SW401N

4-Port 100 Mbps Long-Range Unmanaged PoE

POE-SW401N is a layer 2 100 Mbps PoE switch. Based on wire-speed forwarding, the switch supports Ethernet PoE power supply and extend mode. The power supply distance reaches as long as 820ft(250 m). It also supports prior and stable transmission of the important surveillance area video when connected to the high priority ports.



Feature and Function

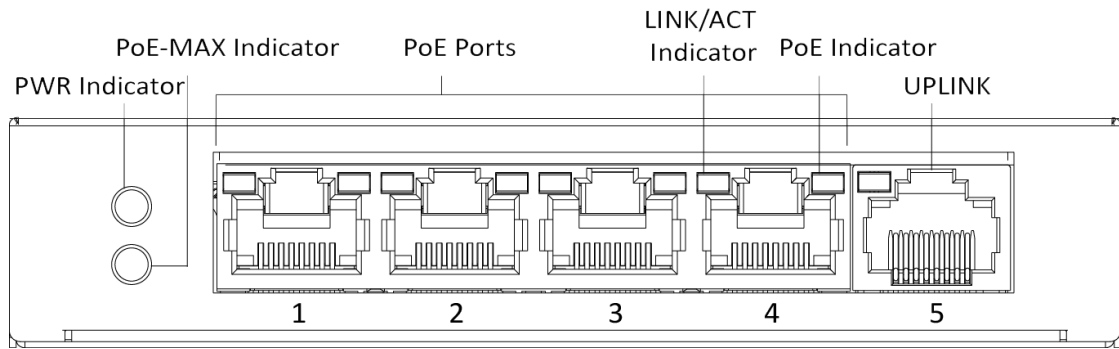
- 4 × 100 Mbps PoE ports and 1 × 100 Mbps Ethernet port.
- IEEE 802.3at/af standard.
- IEEE 802.3, IEEE 802.3u and IEEE 802.3x standard.
- High priority ports.
- 8-core power supply.
- Up to 820ft(250 m) transmission distance.
- 6 KV surge protection for PoE ports.
- PoE power management.
- 100 Mbps network access.
- Wire-speed forwarding and non-blocking design.
- Store-and-forward switching.
- Solid high-strength metal shell.
- Reliable fan-free design.

Specification

Model	POE-SW401N	
Network parameters	Port number	4 × 100 Mbps PoE ports, 1 × 100 Mbps Ethernet port
	Port type	RJ45 port, full duplex, MDI/MDI-X adaptive
	Standard	IEEE 802.3, IEEE 802.3u, IEEE 802.3x
	Forwarding mode	Store-and-forward switching
	Working mode	Standard mode (default); Extend mode
	High priority ports	Ports 1 to 2
	Ports for long-distance transmission	Ports 1 to 4
	MAC address table	1 K
	Switching capacity	1 Gbps
	Packet forwarding rate	0.744 Mpps
	Internal cache	448 Kbits
PoE power supply	PoE standard	IEEE 802.3af, IEEE 802.3at
	PoE power pin	Supports 8-core power supply, Ethernet cable 1/2/3/6 and 4/5/7/8 provide simultaneous power supply
	PoE port	Ports 1 to 4
	Max. port power	30 W
	PoE power budget	60 W
	Max. power consumption	65 W
General	Shell	Metal material, fan-free design
	Gross weight	0.74 kg (1.6 lb)
	Net weight	0.2 kg (0.4 lb)
	Dimension (L × H × D)	105 mm × 27.6 mm × 83.1 mm (4.1" × 1.1" × 3.3")
	Operating temperature	-10 °C to 55 °C (14 °F to 131 °F)
	Storage temperature	-40 °C to 85 °C (-40 °F to 185 °F)
	Operating humidity	5% to 95% (no condensation)
	Storage humidity	5% to 95% (no condensation)
	Power supply	48 VDC, 1.35 A
Power consumption in idle	5 W	

Physical Interface


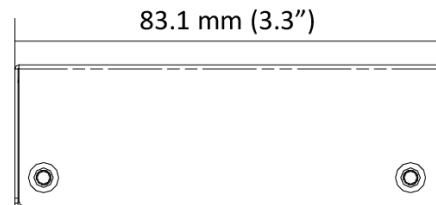
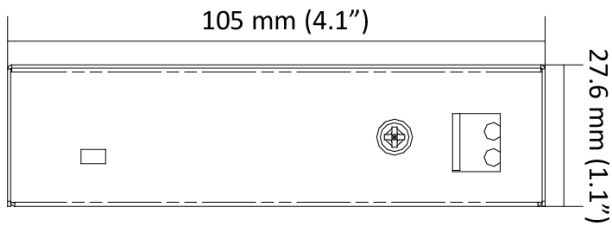
Front panel:



Back panel:



Dimension (unit: mm)



Typical Application

